


EMPEE DISTILLERIES LIMITED

CIN: L15511TN1983PLC010313

Regd. Office : Empee Tower, No.59, Harris Road, Pudupet, Chennai - 600 002.

Statement of Audited Financial Results for the Quarter/Year ended 31st March 2017.

S.No.	Particulars	Standalone				Rs. in Lakhs		
		Quarter ended		Year ended		Consolidated		
		31.3.2017 (Audited)	31.12.2016 (Unaudited)	31.3.2016 (Audited)	31.3.2017 (Audited)	31.3.2016 (Audited)	31.3.2016 (Audited)	
1	Income from operations Net sales/ income from operations (Net of Excise duty) Other operating income	18,067.30 593.84	9,265.50 365.62	10,274.08 429.32	48,555.84 1,565.91	58,529.35 2,710.68	67,109.18 358.97	
	Total income from operations (net)	18,661.14	9,631.12	10,703.40	50,121.75	61,240.03	67,468.15	
2	Expenses (a) Cost of materials consumed (b) Purchases of stock-in-trade (c) Changes in inventories of finished goods, work-in-progress and stock-in-trade (d) VAT on sales (e) Employee benefits expense (f) Depreciation and amortisation expense (g) Other expenses	6,388.33 (551.88) 9,758.00 654.05 236.24 1,923.31	3,451.92 (191.17) 4,803.58 482.10 340.38 1,208.79	4,246.71 (184.30) 4,217.64 485.74 278.33 1,964.84	17,550.90 (866.04) 25,017.03 2,014.86 1,257.39 5,529.58	20,489.16 (765.97) 28,148.88 2,181.61 1,298.42 7,124.50	23,516.56 (1,022.14) 32,191.02 2,377.46 1,969.57 7,731.43	28,117.36 (859.14) 35,810.70 3,832.83 4,339.09 12,816.02
	Total expenses	18,408.05	10,105.60	11,008.96	50,503.72	58,426.60	66,763.90	
3	Profit / (Loss) from operations before other income, finance costs and exceptional items (1-2)	253.08	-474.48	-305.56	-381.97	2,813.43	704.25	
4	Other income	14.95	5.55	8.32	38.72	28.11	38.72	
5	Profit / (Loss) from ordinary activities before finance costs and exceptional items (3 ± 4)	268.03	-468.93	-297.24	-343.25	2,841.54	742.97	
6	Finance costs	936.81	608.63	685.06	3,035.63	2,504.36	3,961.94	
7	Profit / (Loss) from ordinary activities after finance costs but before exceptional items (5 ± 6)	-668.78	-1,077.56	-982.30	-3,378.88	337.18	-3,218.97	
8	Exceptional items (Loss on sale of investments)	2,062.27	-	-	2,062.27	-	2,062.27	
9	Profit / (Loss) from ordinary activities before tax (7 + 8)	-2,731.05	-1,077.56	-982.30	-5,441.15	337.18	-5,281.24	
10	Tax expense	(2,068.99)	(332.97)	(263.06)	-2,908.40	165.11	-2,609.61	
11	Net Profit / (Loss) from ordinary activities after tax (9 ± 10)	-662.05	-744.59	-719.24	-2,534.74	172.07	-2,671.63	
12	Extraordinary items	-	-	-	-	-	-	
13	Net Profit / (Loss) for the period (11 ± 12)	(662.05)	(744.59)	(719.24)	(2,534.74)	172.07	(2,671.63)	
14	Share of Profit / (loss) of associates (applicable for cons. results)	-	-	-	-	-	-	
15	Minority interest (applicable for consolidated results)	-	-	-	-	-	-	
16	Net Profit / (Loss) after taxes, minority interest and share of profit / (loss) of associates (13 + 14 + 15)	(662.05)	(744.59)	(719.24)	(2,534.74)	172.07	(2,671.63)	
17	Paid-up equity share capital (Face Value of the Share shall be indicated)	2017.58	1900.89	1900.89	2017.58	1900.89	2017.58	
18	Reserve excluding Revaluation Reserves as per balance sheet of previous accounting year	-	-	-	25,078.00	26,976.32	25,169.55	
19	Earnings per share (EPS) a) Basic and Diluted before extraordinary items b) Basic and Diluted after extraordinary items	(3.52) (3.48)	(5.93) (5.93)	(3.78) (3.78)	(17.78) (13.33)	0.91 0.91	1900.89 37042.04	



EMPEE DISTILLERIES LIMITED

CIN: L15511TN1983PLC010313


Regd. Office: Empee Tower, No.69, Harris Road, Puducherry, Chennai - 600 002.

-2-

PART II	Particulars	Quarter ended			Sanctions			Consolidated		
		31.3.2017 (Audited)	31.12.2016 (Unaudited)	31.3.2018 (Audited)	31.3.2016 (Audited)	31.3.2017 (Audited)	31.3.2018 (Audited)	31.3.2016 (Audited)	31.3.2017 (Audited)	31.3.2018 (Audited)
A	PARTICULARS OF SHAREHOLDING									
1	Public shareholding	8,503,069	7,336,209	8,503,069	7,336,209	8,503,069	7,336,209	8,503,069	7,336,209	8,503,069
	- Percentage of shareholding	42.14	38.59	42.14	38.59	42.14	38.59	42.14	38.59	42.14
2	Promoters and Promoter Group Shareholding									
	a) Pledged/ Encumbered									
	- Number of shares	11,662,674	11,662,674	11,662,674	11,662,674	11,662,674	11,662,674	11,662,674	11,662,674	11,662,674
	- Percentage of shares (as a % of the total shareholding of Promoter and Promoter group)	59.91	59.91	59.91	59.91	59.91	59.91	59.91	59.91	59.91
	- Percentage of shares (as a % of the total share capital of the company)	57.81	61.35	57.81	61.35	57.81	61.35	57.81	61.35	57.81
	b) Non-encumbered									
	- Number of shares	10,010	10,010	10,010	10,010	10,010	10,010	10,010	10,010	10,010
	- Percentage of shares (as a % of the total shareholding of the Promoter and Promoter group)	0.09	0.09	0.09	0.09	0.09	0.09	0.09	0.09	0.09
	- Percentage of shares (as a % of the total share capital of the company)	0.05	0.05	0.05	0.05	0.05	0.05	0.05	0.05	0.05

Segment wise Revenue, Results and Capital Employed along with the quarterly results

Particulars	Quarter ended			Sanctions			Consolidated		
	31.3.2017 (Audited)	31.12.2016 (Unaudited)	31.3.2018 (Audited)	31.3.2016 (Audited)	31.3.2017 (Audited)	31.3.2018 (Audited)	31.3.2016 (Audited)	31.3.2017 (Audited)	31.3.2018 (Audited)
1. Segment Revenue (net sale/income from each segment should be disclosed under this head)	17,879.09	9,044.08	10,490.28	10,490.28	47,573.77	54,575.75	47,573.77	47,573.77	54,575.75
(a) Segment - Indian Made Foreign Liquor	564.41	525.15	79.52	79.52	2,171.66	5,378.91	2,171.66	2,171.66	5,378.91
(b) Segment - AP	197.84	97.28	163.62	163.62	376.30	1,485.39	376.30	376.30	1,485.39
(c) Segment - Power	-	-	-	-	-	-	-	-	-
(d) Segment - Beer	-	-	-	-	-	-	-	-	-
(e) Segment - Hotel	-	-	-	-	-	-	-	-	-
(f) Unallocated	-	-	-	-	-	-	-	-	-
Total	18,881.14	9,831.12	10,793.48	10,793.48	50,221.75	61,240.03	50,221.75	50,221.75	61,240.03
Less: Inter Segment Revenue	-	-	-	-	-	-	-	-	-
Net Sale/Income from Operations	18,881.14	9,831.12	10,793.48	10,793.48	50,221.75	61,240.03	50,221.75	50,221.75	61,240.03
2. Segment Results (Profit/(Loss) before tax and interest from each segment)	845.28	68.03	(77.79)	(77.79)	1,872.63	2,735.52	1,872.63	1,872.63	2,735.52
(a) Segment - Indian Made Foreign Liquor	(637.50)	(539.36)	(339.99)	(339.99)	(2,037.59)	(2,677.60)	(2,037.59)	(2,037.59)	(2,677.60)
(b) Segment - AP	150.25	(4.60)	117.50	117.50	121.72	363.83	121.72	121.72	363.83
(c) Segment - Power	-	-	-	-	-	-	-	-	-
(d) Segment - Beer	-	-	-	-	-	-	-	-	-
(e) Segment - Hotel	-	-	-	-	-	-	-	-	-
(f) Unallocated	-	-	-	-	-	-	-	-	-
Total	268.03	(468.83)	(227.23)	(227.23)	(643.23)	2,841.65	(643.23)	(643.23)	2,841.65
Less: (i) Interest	539.81	608.83	686.06	686.06	2,092.27	2,304.36	2,092.27	2,092.27	2,304.36
(ii) Other Un-allocable Expenditure net off (loss on sale of investments)	-	-	-	-	-	-	-	-	-
Total Profit Before Tax	(271.78)	(927.60)	(909.35)	(909.35)	(1,271.91)	(1,766.97)	(1,271.91)	(1,271.91)	(1,766.97)
3. Segment Assets	4891.45	4325.45	4284.67	4284.67	4891.45	4284.67	4891.45	4891.45	4284.67
(a) Segment - Indian Made Foreign Liquor	6795.05	6219.41	10241.60	10241.60	6795.05	6219.41	6795.05	6795.05	6219.41
(b) Segment - AP	3262.00	3379.12	3597.84	3597.84	3262.00	3379.12	3262.00	3262.00	3379.12
(c) Segment - Power	0.00	0.00	0.00	0.00	0.00	0.00	0.00	0.00	0.00
(d) Segment - Beer	0.00	0.00	0.00	0.00	0.00	0.00	0.00	0.00	0.00
(e) Segment - Hotel	4293.85	6823.30	6923.32	6923.32	4293.85	6823.30	4293.85	4293.85	6823.30
(f) Unallocated	6526.02	6526.02	6526.02	6526.02	6526.02	6526.02	6526.02	6526.02	6526.02
Total	27907.29	26972.25	24873.01	24873.01	27907.29	26972.25	27907.29	27907.29	26972.25
(a) Segment - Indian Made Foreign Liquor	5900.26	6640.06	6539.53	6539.53	5900.26	6640.06	5900.26	5900.26	6640.06
(b) Segment - AP	497.79	397.15	539.43	539.43	497.79	397.15	497.79	497.79	397.15
(c) Segment - Power	0.00	0.00	0.00	0.00	0.00	0.00	0.00	0.00	0.00
(d) Segment - Beer	0.00	0.00	0.00	0.00	0.00	0.00	0.00	0.00	0.00
(e) Segment - Hotel	0.00	0.00	0.00	0.00	0.00	0.00	0.00	0.00	0.00
(f) Unallocated	34,312.34	38,791.15	38,750.97	38,750.97	34,312.34	38,791.15	34,312.34	34,312.34	38,791.15
Total	43,817.33	46,960.46	44,414.51	44,414.51	43,817.33	46,960.46	43,817.33	43,817.33	46,960.46



EMPEE DISTILLERIES LTD

CIN: L15511TN1983PLC010313

Regd. Office : Empee Tower, No.59, Harris Road, Pudukpet, Chennai - 600 002.

Standalone Statement of Assets and Liabilities

Rs. in Lakhs

Particulars	STANDALONE		CONSOLIDATED	
	As at 31.03.2017 (Audited)	As at 31.03.2016 (Audited)	As at 31.03.2017 (Audited)	As at 31.03.2016 (Audited)
A	EQUITY AND LIABILITIES			
1	Shareholders' funds			
(a)	2,017.58	1,900.89	2,017.58	1,900.89
(b)	26,651.16	28,569.26	26,587.43	38,634.98
(c)	-	-	-	-
Sub-total - Shareholders' funds	28,668.74	30,470.15	28,605.01	40,535.87
2	Share application money pending allotment			
			-	-
	Minority Interest			
			406.25	(7,533.95)
3	Non-current liabilities			
(a)	8,143.48	3,174.91	12,679.53	35,999.83
(b)	(1,907.54)	998.88	(1,596.86)	1,043.83
(c)	3,892.97	6,080.47	2,575.46	3,527.06
(d)	151.33	138.36	151.33	172.69
Sub-total - Non-current liabilities	10,280.24	10,392.62	13,809.45	40,743.41
4	Current liabilities			
(a)	6,606.84	7,020.92	8,126.02	8,541.23
(b)	7,934.68	9,053.88	9,699.22	10,357.13
(c)	1,798.90	1,127.78	4,545.89	5,481.11
(d)	7,694.67	8,155.76	7,694.96	9,322.05
Sub-total - Current liabilities	24,035.09	25,358.34	30,066.08	33,701.52
	62,984.08	66,221.12	72,886.80	107,446.86
B	ASSETS			
1	Non-current assets			
(a)	16,659.30	17,856.72	26,515.27	62,613.05
(b)				
(c)	23,165.87	27,997.14	18,906.22	14,282.23
(d)	-	-	-	6,791.22
(e)	4,188.83	2,488.16	4,014.48	2,069.09
(f)	898.85	623.16	951.26	675.57
Sub-total - Non-current assets	44,912.85	48,965.18	50,387.22	86,431.17
2	Current assets			
(a)	-	-	-	-
(b)	7,653.40	6,457.67	9,163.07	7,508.41
(c)	6,180.11	6,628.98	6,986.55	7,290.56
(d)	139.59	443.56	780.86	1,221.92
(e)	-	-	1,470.96	-
(f)	4,098.14	3,725.73	4,098.14	4,994.81
Sub-total - Current assets	18,071.24	17,255.94	22,499.58	21,015.70
TOTAL - ASSETS	62,984.08	66,221.12	72,886.80	107,446.86




EMPEE DISTILLERIES LTD

Notes:

1. The above audited financial results for the quarter/year ended 31.03.2017 have been reviewed by the Audit Committee and approved by the Board at its meetings held on 29.05.2017.
2. The Company operates IMFL, IAP and Power segments and segmental accounts are given in the financial results.
3. Previous period(s) figures have been regrouped wherever necessary.
4. As reported in segment results, the 60 KLPD Grain based Alcohol unit at Choutkur, Andhra Pradesh has not performed well due to non-availability of grains during the period under review.
5. The Company's power plant at Aranthangi could not be operated due to Restrictive Measures in force as exercised by TNEB during the quarter ended 31.03.2017.
6. The Company has incurred loss for the quarter/year ended 31.03.2017 due to 1) Non-availability of sufficient grains to operate 60 KLPD Grain based Alcohol Unit at Choutkur, Andhra Pradesh, 2) Dry dates announced by State Governments in Tamil Nadu, Kerala, and Karnataka during the year under review 3) desolate VARDHA floods affected Tamil Nadu in December, 2016, 4) and Power Plant at Aranthangi could not be operated for reasons as stated at Sl.no. 5 above.
7. The Company issued and allotted 1166860 Equity shares of Rs.10 each at a premium of Rs.54.54 per share under private placement basis consequent upon select investors exercising their rights convert the share warrants into equity shares. Upon listing of the said shares on BSE and NSE the Company has obtained trading approvals.
8. Union Bank of India filed a case before DRT, Chennai in terms of Section 13(4) SARFAESI Act for non-payment of dues pertaining to Choutkur unit, and the Company is in the process of filing a counter before DRT, in the next hearing to be held in June, 2017.

Place: Chennai
Date : 29.5.2017



M.P.Purushothaman
Chairman

