


<b>CLAUSE 35</b>			
Introductory sub-table (I)(a)			
<b>NAME OF THE COMPANY : EMPEE SUGARS AND CHEMICALS LTD</b>			
<b>SCRIP CODE : 500132 NAME OF THE SCRIP : CLASS OF SECURITY : EQUITY</b>			
<b>QUARTER ENDED :</b>			
<b>SHAREHOLDING PATTERN AS ON : 31-Dec-2013</b>			
Partly paid-up shares:-	No. of partly paid-up shares	As a % of total no. of partly paid-up shares	As a % of total no. of shares of the company
Held by promoter/promoter group			
Held by public			
Total - D			
Outstanding convertible securities:-	No. of outstanding securities	As a % of total no. of outstanding convertible securities	As a % of total no. of shares of the company, assuming full conversion of the convertible securities
Held by promoter/promoter group			
Held by public			
Total - E			
Warrants:-	No. of warrants	As a % of total no. of warrants	As a % of total no. of shares of the company, assuming full conversion of warrants
Held by promoter/promoter group			
Held by public			
Total - F			
<b>Total paid-up capital of the company, assuming full Conversion of warrants and convertible securities</b>	<b>41972900</b>		



**Statement Showing Shareholding Pattern**


Table I(a)								
Category code	Category of Shareholder	Number of Shareholders	Total number of shares	Number of shares held in dematerialized form	Total shareholding as a percentage of total number of shares		Shares Pledged or otherwise encumbered	
					AS A % OF (A+B)	AS A % OF (A+B+C)	Number of shares	As a percentage (IX)= (VIII)/(IV)*100
(i)	(ii)	(iii)	(iv)	(v)	(vi)	(vii)	(viii)	(ix)
<b>A.</b>	<b>SHAREHOLDING OF PROMOTER AND PROMOTER GROUP</b>							
1.	INDIAN							
a.	INDIVIDUALS/HINDU UNDIVIDED FAMILY	7	1619241	1619241	3.8578	3.8578	660275	40.7768
b.	CENTRAL GOVERNMENT/ STATE GOVERNMENT(S)	0	0	0	0.0000	0.0000	0	0.0000
c.	BODIES CORPORATE	2	27582023	27582023	65.7138	65.7138	25605332	92.8334
d.	FINANCIAL INSTITUTIONS/ BANKS	0	0	0	0.0000	0.0000	0	0.0000
e.	ANY OTHER							
	<b>SUB - TOTAL (A)(1)</b>	<b>9</b>	<b>29201264</b>	<b>29201264</b>	<b>69.5717</b>	<b>69.5717</b>	<b>26265607</b>	<b>89.9468</b>
2.	FOREIGN							
a.	INDIVIDUALS (NON-RESIDENT INDIVIDUALS/ FOREIGN INDIVIDUALS)	0	0	0	0.0000	0.0000	0	0.0000
b.	BODIES CORPORATE	0	0	0	0.0000	0.0000	0	0.0000
c.	INSTITUTIONS	0	0	0	0.0000	0.0000	0	0.0000
d.	QUALIFIED FOREIGN INVESTOR	0	0	0	0.0000	0.0000	0	0.0000
e.	ANY OTHER							
	<b>SUB - TOTAL (A)(2)</b>	<b>0</b>	<b>0</b>	<b>0</b>	<b>0.0000</b>	<b>0.0000</b>	<b>0</b>	<b>0.0000</b>
	<b>TOTAL SHARE HOLDING OF PROMOTER AND PROMOTER GROUP (A) = (A)(1)+(A)(2)</b>	<b>9</b>	<b>29201264</b>	<b>29201264</b>	<b>69.5717</b>	<b>69.5717</b>	<b>26265607</b>	<b>89.9468</b>
<b>B.</b>	<b>PUBLIC SHAREHOLDING</b>							
1.	INSTITUTIONS							
a.	MUTUAL FUNDS/UTI	0	0	0	0.0000	0.0000	NA	NA
b.	FINANCIAL INSTITUTIONS/ BANKS	0	0	0	0.0000	0.0000	NA	NA
c.	CENTRAL GOVERNMENT/ STATE GOVERNMENT(S)	0	0	0	0.0000	0.0000	NA	NA
d.	VENTURE CAPITAL FUNDS	0	0	0	0.0000	0.0000	NA	NA
e.	INSURANCE COMPANIES	0	0	0	0.0000	0.0000	NA	NA
f.	FOREIGN INSTITUTIONAL INVESTORS	0	0	0	0.0000	0.0000	NA	NA
g.	FOREIGN VENTURE CAPITAL INVESTORS	0	0	0	0.0000	0.0000	NA	NA
h.	QUALIFIED FOREIGN INVESTOR	0	0	0	0.0000	0.0000	NA	NA
i.	ANY OTHER							
	<b>SUB - TOTAL (B)(1)</b>	<b>0</b>	<b>0</b>	<b>0</b>	<b>0.0000</b>	<b>0.0000</b>	<b>NA</b>	<b>NA</b>
2.	NON-INSTITUTIONS							
a.	BODIES CORPORATE	179	1891153	1891153	4.5056	4.5056	NA	NA
b.	INDIVIDUALS -							
	i INDIVIDUAL SHAREHOLDERS HOLDING NOMINAL SHARE CAPITAL UPTO RS. 1 LAKH	24205	5943843	3477938	14.1611	14.1611	NA	NA
	ii INDIVIDUAL SHAREHOLDERS HOLDING NOMINAL SHARE CAPITAL IN EXCESS OF RS. 1 LAKH	79	4613675	4528075	10.9920	10.9920	NA	NA
c.	QUALIFIED FOREIGN INVESTOR	0	0	0	0.0000	0.0000	NA	NA
d.	ANY OTHER							
	CLEARING MEMBERS	9	4790	4790	0.0114	0.0114	NA	NA
	HINDU UNDIVIDED FAMILIES	127	258862	258862	0.6167	0.6167	NA	NA
	NON RESIDENT INDIANS	46	59313	59313	0.1413	0.1413	NA	NA
		182	322965	322965	0.7694	0.7694	NA	NA
	<b>SUB - TOTAL (B)(2)</b>	<b>24645</b>	<b>12771636</b>	<b>10220131</b>	<b>30.4282</b>	<b>30.4282</b>	<b>NA</b>	<b>NA</b>
	<b>TOTAL PUBLIC SHAREHOLDING (B) = (B)(1)+(B)(2)</b>	<b>24645</b>	<b>12771636</b>	<b>10220131</b>	<b>30.4282</b>	<b>30.4282</b>	<b>NA</b>	<b>NA</b>
	<b>TOTAL (A)+(B)</b>	<b>24654</b>	<b>41972900</b>	<b>39421395</b>	<b>100.0000</b>	<b>100.0000</b>	<b>NA</b>	<b>62.5775</b>
<b>C.</b>	<b>SHARES HELD BY CUSTODIANS AND AGAINST WHICH DEPOSITORY RECEIPTS HAVE BEEN ISSUED</b>							
	Promoter and Promoter Group	0	0	0	0.0000	0.0000	NA	NA
	Public	0	0	0	0.0000	0.0000	NA	NA
	<b>TOTAL CUSTODIAN (C)</b>	<b>0</b>	<b>0</b>	<b>0</b>	<b>0.0000</b>	<b>0.0000</b>	<b>NA</b>	<b>NA</b>
	<b>GRAND TOTAL (A)+(B)+(C)</b>	<b>24654</b>	<b>41972900</b>	<b>39421395</b>	<b>100.0000</b>	<b>100.0000</b>	<b>26265607</b>	<b>62.5775</b>



## EMPEE SUGARS AND CHEMICALS LTD

(I)(b) Statement showing holding of securities (including shares, warrants, convertible securities) of persons belonging to the category "Promoter and Promoter Group" - 31-Dec-2013

Sr.No	Name of the shareholder	Details of Shares held		Encumbered shares (*)			Details of warrants		Details of convertible securities		Total shares (including underlying shares assuming full conversion of warrants and convertible securities) as a % of diluted share-capital
		No. of Shares held	As a % of grand total (A)+(B)+(C)	No. of Shares held	As a percentage (VI)= (V)/(III)*100	As a % of grand total (A)+(B)+(C) of sub-clause	Number of warrants held	As a % total number of warrants of the same class	Number of convertible securities held	As a % total number of convertible securities of the same class	
(I)	(II)	(III)	(IV)	(V)	(VI)= (V)/(III)*100	(VII)	(VIII)	(IX)	(X)	(XI)	(XII)
1	EMPEE DISTILLERIES LIMITED	26622102	63.4268	25605332	96.1807	61.0044	0	0.0000	0	0.0000	63.4268
2	EMPEE HOLDINGS LTD	959921	2.2870	0	0.0000	0.0000	0	0.0000	0	0.0000	2.2870
3	SHEEJU PURUSHOTHAMAN	30000	0.0714	15300	51.0000	0.0364	0	0.0000	0	0.0000	0.0714
4	M P PURUSHOTHAMAN	815910	1.9438	630542	77.2808	1.5022	0	0.0000	0	0.0000	1.9438
5	SHEENA PURUSHOTHAMAN	27000	0.0643	0	0.0000	0.0000	0	0.0000	0	0.0000	0.0643
6	NISHA PURUSHOTHAMAN	28300	0.0674	14433	51.0000	0.0343	0	0.0000	0	0.0000	0.0674
7	A K ARUNA	58250	0.1387	0	0.0000	0.0000	0	0.0000	0	0.0000	0.1387
8	SHAJI PURUSHOTHAMAN	28100	0.0669	0	0.0000	0.0000	0	0.0000	0	0.0000	0.0669
9	M P PURUSHOTHAMAN	631681	1.5049	0	0.0000	0.0000	0	0.0000	0	0.0000	1.5049
	<b>TOTAL</b>	<b>29201264</b>	<b>69.5717</b>	<b>26265607</b>	<b>89.9468</b>	<b>62.5775</b>	<b>0</b>	<b>0.0000</b>	<b>0</b>	<b>0.0000</b>	<b>69.5717</b>



## EMPEE SUGARS AND CHEMICALS LTD


(U)(c)(i) Statement showing holding of securities (including shares, warrants, convertible securities) of persons belonging to the category "Public" and holding more than 1% of the total number of shares - 31-Dec-2013									
Sr.No	Name of the shareholder	No. of Shares held	Shares as a percentage of total number of shares (i.e., Grand Total (A)+(B)+(C) indicated in Statement at para(I)(a)	Details of warrants		Details of convertible securities		Total shares (including underlying shares assuming full conversion of warrants and convertible securities) as a % of diluted share capital	
				Number of warrants held	As a % total number of warrants of the same class	Number of convertible securities held	% w.r.t total number of convertible securities of the same class		
1	SANJU SUDHIR KOTHARI	2000000	4.7649	0	0.0000	0	0.0000	4.7649	
	<b>TOTAL</b>	<b>2000000</b>	<b>4.7649</b>	<b>0</b>	<b>0.0000</b>	<b>0</b>	<b>0.0000</b>	<b>4.7649</b>	



**EMPEE SUGARS AND CHEMICALS LTD**

(D)(c)(ii) Statement showing holding of securities (including shares, warrants, convertible securities) of persons (together with PAC) belonging to the category "Public" and holding more than 5% of the total number of shares of the company - 31-Dec-2013

Sr.No	Name(s) of the shareholder(s) and the Persons acting in Concert (PAC) with them	No. of Shares held	Shares as a percentage of total number of shares (i.e., Grand Total (A)+(B)+(C) indicated in Statement at para(l)(a)	Details of warrants		Details of convertible securities		Total shares (including underlying shares assuming full conversion of warrants and convertible securities) as a % of diluted <del>share capital</del>
				Number of warrants held	As a % total number of warrants of the same class	Number of convertible securities held	% w.r.t total number of convertible securities of the same class	
	NIL							



## EMPEE SUGARS AND CHEMICALS LTD

(I)(d) Statement Showing Details of Locked-In Shares - 31-Dec-2013

Sr.No	Name of the shareholder	Number of Locked In Shares	Locked-In Shares As A % Of Total Number of Shares {i.e., Grand Total (A)+(B)+(C) Indicaetd in Statement at Para (I)(a) Above}	Promoter / Promoter Group / Public
	NIL			



**EMPEE SUGARS AND CHEMICALS LTD**


(II)(a) Statement Showing Details of Depository Receipts (DRs) - 31-Dec-2013

Sr.No	Type of Outstanding DR (ADRs, GDRs, SDRs,etc.)	Number of Outstanding DRs	Number of Shares Underlying Outstanding DRs	Shares Underlying Outstanding DRs As A % OF Total Number of Shares {i.e., Grand Total (A)+(B)+(C) Indicated in Statement at Para (I)(a) Above}
	NIL			









<b>EMPEE SUGARS AND CHEMICALS LTD</b>						
<b>(iii)(a) Statement showing the Voting Pattern of Shareholders, if more than one class of Shares / Securities</b>						
<b>is issued by the issuer. - 31-Dec-2013</b>						
Sr.No	Category of Share Holder	Number of Voting Rights Held in each class of Securities			Total Voting Rights (iii+iv+vi)	Total Voting Rights i.e.(vi)
(i)	(ii)	CLASS X (iii)	CLASS Y (iv)	CLASS Z (v)	(vi)	ASA % OF (A+B) (vii)
	PROMOTER AND PROMOTER GROUP					
(1)	INDIAN					
(a)	INDIVIDUALS/HINDU UNDIVIDED FAMILY					
(b)	CENTRAL GOVERNMENT / STATE GOVERNMENT(S)					
(c)	BODIES CORPORATE					
(d)	FINANCIAL INSTITUTIONS / BANKS					
(e)	ANY OTHER (SPECIFY)					
	SUB-TOTAL(A1)					
(2)	FOREIGN					
	INDIVIDUALS (NON-RESIDENT					
(a)	INDIVIDUALS / FOREIGN INDIVIDUALS)					
(b)	BODIES CORPORATE					
(c)	INSTITUTIONS					
(d)	ANY OTHER					
	SUB-TOTAL(A2)					
	TOTAL SHAREHOLDING OF PROMOTER AND PROMOTER GROUP (A)=(A1)+(A2)					
(B)	PUBLIC SHAREHOLDING					
(1)	INSTITUTIONS					
(a)	MUTUAL FUNDS /UTI					
(b)	FINANCIAL INSTITUTIONS / BANKS					
(c)	CENTRAL GOVERNMENT / STATE GOVERNMENT(S)					
(d)	VENTURE CAPITAL FUNDS					
(e)	INSURANCE COMPANIES					
(f)	FOREIGN INSTITUTIONAL INVESTORS					
(g)	FOREIGN VENTURE CAPITAL INVESTORS					
(h)	ANY OTHER (SPECIFY)					
	SUB-TOTAL(B1)					
(2)	NON-INSTITUTIONS					
(a)	BODIES CORPORATE					
	INDIVIDUALS -					
(i)	INDIVIDUAL SHAREHOLDERS HOLDING NOMINAL SHARECAPITAL UP TO RS. 1 LAKH					
(b)	INDIVIDUAL SHAREHOLDERS HOLDING NOMINAL SHARECAPITAL IN EXCESS OF RS. 1 LAKH					
(c)	ANY OTHER (SPECIFY)					
	SUB-TOTAL(B2)					
	TOTAL PUBLIC SHAREHOLDING (B)=(B1)+(B2)					
(2)	TOTAL (A)+(B)					
(C)	SHARES HELD BY CUSTODIANS AND AGAINST WHICH DEPOSITORY RECEIPTS HAVE BEEN ISSUED					
	GRAND TOTAL (A)+(B)+(C)					