


CLAUSE 35**Introductory sub-table (I)(a)****NAME OF THE COMPANY : EMPER SUGARS AND CHEMICALS LTD****SCRIP CODE : 500132 NAME OF THE SCRIP : CLASS OF SECURITY : EQUITY****QUARTER ENDED :****SHAREHOLDING PATTERN AS ON : 31-Mar-2015**

Partly paid-up shares:-	No. of partly paid-up shares	As a % of total no. of partly paid-up shares	As a % of total no. of shares of the company
Held by promoter/promoter group			
Held by public			
Total - D			
Outstanding convertible securities:-	No. of outstanding securities	As a % of total no. of outstanding convertible securities	As a % of total no. of shares of the company, assuming full conversion of the convertible securities
Held by promoter/promoter group			
Held by public			
Total - E			
Warrants:-	No. of warrants	As a % of total no. of warrants	As a % of total no. of shares of the company, assuming full conversion of warrants
Held by promoter/promoter group			
Held by public			
Total - F			
Total paid-up capital of the company, assuming full Conversion of warrants and convertible securities	41972900		



Statement Showing Shareholding Pattern

Table (I)(a)

Category code	Category of Shareholder	Number of Shareholders	Total number of shares	Number of shares held in dematerialized form	Total shareholding as a percentage of total number of shares		Shares Pledged or otherwise encumbered	
					AS A % OF (A+B)	AS A % OF (A+B+C)	Number of shares	As a percentage (IX)= (VIII)/(IV)*100
(I)	(II)	(III)	(IV)	(V)	(VI)	(VII)	(VIII)	(IX)
A.	SHAREHOLDING OF PROMOTER AND PROMOTER GROUP							
1.	INDIAN							
a.	INDIVIDUALS/HINDU UNDIVIDED FAMILY	7	1619241	1619241	3.8578	3.8578	660275	40.7768
b.	CENTRAL GOVERNMENT/ STATE GOVERNMENT(S)	0	0	0	0.0000	0.0000	0	0.0000
c.	BODIES CORPORATE	2	27582023	27582023	65.7138	65.7138	20450332	74.1436
d.	FINANCIAL INSTITUTIONS/ BANKS	0	0	0	0.0000	0.0000	0	0.0000
e.	ANY OTHER							
	SUB - TOTAL (A)(1)	9	29201264	29201264	69.5717	69.5717	21110607	72.2934
2.	FOREIGN							
a.	INDIVIDUALS (NON-RESIDENT INDIVIDUALS/ FOREIGN INDIVIDUALS)	0	0	0	0.0000	0.0000	0	0.0000
b.	BODIES CORPORATE	0	0	0	0.0000	0.0000	0	0.0000
c.	INSTITUTIONS	0	0	0	0.0000	0.0000	0	0.0000
d.	QUALIFIED FOREIGN INVESTOR	0	0	0	0.0000	0.0000	0	0.0000
e.	ANY OTHER							
	SUB - TOTAL (A)(2)	0	0	0	0.0000	0.0000	0	0.0000
	TOTAL SHARE HOLDING OF PROMOTER AND PROMOTER GROUP (A) = (A)(1)+(A)(2)	9	29201264	29201264	69.5717	69.5717	21110607	72.2934
B.	PUBLIC SHAREHOLDING							
1.	INSTITUTIONS							
a.	MUTUAL FUNDS/UTI	0	0	0	0.0000	0.0000	NA	NA
b.	FINANCIAL INSTITUTIONS/ BANKS	0	0	0	0.0000	0.0000	NA	NA
c.	CENTRAL GOVERNMENT/ STATE GOVERNMENT(S)	0	0	0	0.0000	0.0000	NA	NA
d.	VENTURE CAPITAL FUNDS	0	0	0	0.0000	0.0000	NA	NA
e.	INSURANCE COMPANIES	0	0	0	0.0000	0.0000	NA	NA
f.	FOREIGN INSTITUTIONAL INVESTORS	0	0	0	0.0000	0.0000	NA	NA
g.	FOREIGN VENTURE CAPITAL INVESTORS	0	0	0	0.0000	0.0000	NA	NA
h.	QUALIFIED FOREIGN INVESTOR	0	0	0	0.0000	0.0000	NA	NA
i.	ANY OTHER							
	SUB - TOTAL (B)(1)	0	0	0	0.0000	0.0000	NA	NA
2.	NON-INSTITUTIONS							
a.	BODIES CORPORATE	174	1683355	1683355	4.0105	4.0105	NA	NA
b.	INDIVIDUALS -							
	I INDIVIDUAL SHAREHOLDERS HOLDING NOMINAL SHARE CAPITAL UPTO RS. 1 LAKH	23921	6138899	3702094	14.6258	14.6258	NA	NA
	II INDIVIDUAL SHAREHOLDERS HOLDING NOMINAL SHARE CAPITAL IN EXCESS OF RS. 1 LAKH	82	4625974	4590374	11.0213	11.0213	NA	NA
c.	QUALIFIED FOREIGN INVESTOR	0	0	0	0.0000	0.0000	NA	NA
d.	ANY OTHER							
	CLEARING MEMBERS	8	15514	15514	0.0369	0.0369	NA	NA
	HINDU UNDIVIDED FAMILIES	129	251646	251646	0.5995	0.5995	NA	NA
	NON RESIDENT INDIANS	41	56248	56248	0.1340	0.1340	NA	NA
		178	323408	323408	0.7705	0.7705	NA	NA
	SUB - TOTAL (B)(2)	24355	12771636	10299231	30.4282	30.4282	NA	NA
	TOTAL PUBLIC SHAREHOLDING (B) = (B)(1)+(B)(2)	24355	12771636	10299231	30.4282	30.4282	NA	NA
	TOTAL (A)+(B)	24364	41972900	39500495	100.0000	100.0000	NA	50.2958
C.	SHARES HELD BY CUSTODIANS AND AGAINST WHICH DEPOSITORY RECEIPTS HAVE BEEN ISSUED							
	Promoter and Promoter Group	0	0	0	0.0000	0.0000	NA	NA
	Public	0	0	0	0.0000	0.0000	NA	NA
	TOTAL CUSTODIAN (C)	0	0	0	0.0000	0.0000	NA	NA
	GRAND TOTAL (A)+(B)+(C)	24364	41972900	39500495	100.0000	100.0000	21110607	50.2958

EMPEE SUGARS AND CHEMICALS LTD

(I)(b) Statement showing holding of securities (including shares, warrants, convertible securities) of persons belonging to the

category "Promoter and Promoter Group" - 31-Mar-2015

Sr.No	Name of the shareholder	Details of Shares held		Encumbered shares (*)			Details of warrants		Details of convertible securities		Total shares (including underlying shares assuming full conversion of warrants and convertible securities) as a % of diluted share capital
		No. of Shares held	As a % of grand total (A)+(B)+(C)	No. of Shares held	As a percentage	As a % of grand total (A)+(B)+(C) of sub-clause	Number of warrants held	As a % total number of warrants of the same class	Number of convertible securities held	As a % total number of convertible securities of the same class	
(I)	(II)	(III)	(IV)	(V)	(VI)= (V)/ (III)*100	(VII)	(VIII)	(IX)	(X)	(XI)	(XII)
1	EMPEE DISTILLERIES LIMITED	26622102	63.4268	20450332	76.8171	48.7227	0	0.0000	0	0.0000	63.4268
2	EMPEE HOLDINGS LTD	959921	2.2870	0	0.0000	0.0000	0	0.0000	0	0.0000	2.2870
3	SHEEJU PURUSHOTHAMAN	30000	0.0714	15300	51.0000	0.0364	0	0.0000	0	0.0000	0.0714
4	M P PURUSHOTHAMAN	815910	1.9438	630542	77.2808	1.5022	0	0.0000	0	0.0000	1.9438
5	SHEENA PURUSHOTHAMAN	27000	0.0643	0	0.0000	0.0000	0	0.0000	0	0.0000	0.0643
6	NISHA PURUSHOTHAMAN	28300	0.0674	14433	51.0000	0.0343	0	0.0000	0	0.0000	0.0674
7	A K ARUNA	58250	0.1387	0	0.0000	0.0000	0	0.0000	0	0.0000	0.1387
8	SHAJI PURUSHOTHAMAN	28100	0.0669	0	0.0000	0.0000	0	0.0000	0	0.0000	0.0669
9	M P PURUSHOTHAMAN	631681	1.5049	0	0.0000	0.0000	0	0.0000	0	0.0000	1.5049
	TOTAL	29201264	69.5717	21110607	72.2934	50.2958	0	0.0000	0	0.0000	69.5717



EMPEE SUGARS AND CHEMICALS LTD


(l)(c)(i) Statement showing holding of securities (including shares, warrants, convertible securities) of persons belonging to the category "Public" and holding more than 1% of the total number of shares - 31-Mar-2015

Sr.No	Name of the shareholder	No. of Shares held	Shares as a percentage of total number of shares {i.e., Grand Total (A)+(B)+(C) indicated in Statement at para(I)(a) above}	Details of warrants		Details of convertible securities		Total shares (including underlying shares assuming full conversion of warrants and convertible securities) as a % of diluted share capital
				Number of warrants held	As a % total number of warrants of the same class	Number of convertible securities held	% w.r.t total number of convertible securities of the same class	
1	SANJU SUDHIR KOTHARI	2000000	4.7649	0	0.0000	0	0.0000	4.7649
	TOTAL	2000000	4.7649	0	0.0000	0	0.0000	4.7649



EMPEE SUGARS AND CHEMICALS LTD**(l)(c)(ii) Statement showing holding of securities (including shares, warrants, convertible securities) of persons (together with****PAC) belonging to the category "Public" and holding more than 5% of the total number of shares of the company - 31-Mar-2015**

Sr.No	Name(s) of the shareholder(s) and the Persons acting in Concert (PAC) with them	No. of Shares held	Shares as a percentage of total number of shares {i.e., Grand Total (A)+(B)+(C) indicated in Statement at para(l)(a) above}	Details of warrants		Details of convertible securities		Total shares (including underlying shares assuming full conversion of warrants and convertible securities) as a % of diluted share capital
				Number of warrants held	As a % total number of warrants of the same class	Number of convertible securities held	% w.r.t total number of convertible securities of the same class	
	NIL							



EMPEE SUGARS AND CHEMICALS LTD

(I)(d) Statement Showing Details of Locked-In Shares - 31-Mar-2015


Sr.No	Name of the shareholder	Number of Locked In Shares	Locked-In Shares As A % Of Total Number of Shares {i.e., Grand Total (A)+(B)+(C) Indicaetd in Statement at Para (I)(a) Above}	Promoter / Promoter Group / Public
	NIL			



EMPEE SUGARS AND CHEMICALS LTD

(II)(a) Statement Showing Details of Depository Receipts (DRs) - 31-Mar-2015

Sr.No	Type of Outstanding DR (ADRs, GDRs, SDRs,etc.)	Number of Outstanding DRs	Number of Shares Underlying Outstanding DRs	Shares Underlying Outstanding DRs As A % OF Total Number of Shares {i.e., Grand Total (A)+(B)+(C) Indicated in Statement at Para (I)(a) Above}
	NIL			



EMPEE SUGARS AND CHEMICALS LTD

(III)(a) Statement showing the Voting Pattern of Shareholders, if more than one class of Shares / Securities

is issued by the issuer. - 31-Mar-2015

Sr.No	Category of Share Holder	Number of Voting Rights Held in each class of Securities			Total Voting Rights (III+IV+V)	Total Voting Rights i.e.(VI)	
		CLASS X (III)	CLASS Y (IV)	CLASS Z (V)		AS A % OF (A+B) (VII)	AS A % OF (A+B+C) (VIII)
(I)	(II)				(VI)		
(A)	PROMOTER AND PROMOTER GROUP						
(1)	INDIAN						
(a)	INDIVIDUALS/HINDU UNDIVIDED FAMILY						
(b)	CENTRAL GOVERNMENT / STATE GOVERNMENT(S)						
(c)	BODIES CORPORATE						
(d)	FINANCIAL INSTITUTIONS / BANKS						
(e)	ANY OTHER (SPECIFY)						
	SUB-TOTAL(A)(1)						
(2)	FOREIGN						
	INDIVIDUALS (NON-RESIDENT						
(a)	INDIVIDUALS / FOREIGN INDIVIDUALS)						
(b)	BODIES CORPORATE						
(c)	INSTITUTIONS						
(d)	ANY OTHER						
	SUB-TOTAL(A)(2)						
	TOTAL SHAREHOLDING OF PROMOTER AND PROMOTER GROUP (A)=(A)(1)+(A)(2)						
(B)	PUBLIC SHAREHOLDING						
(1)	INSTITUTIONS						
(a)	MUTUAL FUNDS / UTI						
(b)	FINANCIAL INSTITUTIONS / BANKS						
	CENTRAL GOVERNMENT / STATE						
(c)	GOVERNMENT(S)						
(d)	VENTURE CAPITAL FUNDS						
(e)	INSURANCE COMPANIES						
(f)	FOREIGN INSTITUTIONAL INVESTORS						
(g)	FOREIGN VENTURE CAPITAL INVESTORS						
(h)	ANY OTHER (SPECIFY)						
	SUB-TOTAL(B)(1)						
(2)	NON-INSTITUTIONS						
(a)	BODIES CORPORATE						
	INDIVIDUALS -						
	I .INDIVIDUAL SHAREHOLDERS HOLDING NOMINAL SHARECAPITAL UP TO RS. 1 LAKH						
(b)	II.INDIVIDUAL SHAREHOLDERS HOLDING NOMINAL SHARECAPITAL IN EXCESS OF RS. 1 LAKH						
(c)	ANY OTHER (SPECIFY)						
	SUB-TOTAL(B)(2)						
	TOTAL PUBLIC SHAREHOLDING (B)=(B)(1)+(B)(2)						
(2)	TOTAL (A)+(B)						
(C)	SHARES HELD BY CUSTODIANS AND AGAINST WHICH DEPOSITORY RECEIPTS HAVE BEEN ISSUED						
	GRAND TOTAL (A)+(B)+(C)						

