


Introductory sub-table (I)(a)

<b>CLAUSE 35</b>			
Introductory sub-table (I)(a)			
<b>NAME OF THE COMPANY : EMPEE DISTILLERIES LIMITED</b>			
<b>SCRIP CODE : 832920 NAME OF THE SCRIP : CLASS OF SECURITY : EQUITY</b>			
<b>QUARTER ENDED :</b>			
<b>SHAREHOLDING PATTERN AS ON : 30-Sep-2014</b>			
Partly paid-up shares:-	No. of partly paid-up shares	As a % of total no. of partly paid-up shares	As a % of total no. of shares of the company
Held by promoter/promoter group			
Held by public			
Total - D			
Outstanding convertible securities:-	No. of outstanding securities	As a % of total no. of outstanding convertible securities	As a % of total no. of shares of the company, assuming full conversion of the convertible securities
Held by promoter/promoter group			
Held by public			
Total - E			
Warrants:-	No. of warrants	As a % of total no. of warrants	As a % of total no. of shares of the company, assuming full conversion of warrants
Held by promoter/promoter group			
Held by public			
Total - F			
Total paid-up capital of the company, assuming full Conversion of warrants and convertible securities	19008893		



**Statement showing Shareholding Pattern**

Category code	Category of Shareholder	Number of Shareholders	Total number of shares	Number of shares held in dematerialized form	Total shareholding as a percentage of total number of shares		Shares Pledged or otherwise encumbered	
					As a % of (A+B)	As a % of (A+B+C)	Number of shares	As a percentage ((X)/(Y+Z))
					(VI)	(VII)	(VIII)	(IX)
(I)	(II)	(III)	(IV)	(V)	(VI)	(VII)	(VIII)	(IX)
<b>SHAREHOLDING OF PROMOTER AND PROMOTER GROUP</b>								
<b>A</b>	<b>INDIAN</b>							
a	INDIVIDUALS/HINDU UNDIVIDED FAMILY	2	2057954	2057954	10.8262	10.8262	780420	37.9221
b	CENTRAL GOVERNMENT/ STATE GOVERNMENT(S)	0	0	0	0.0000	0.0000	0	0.0000
c	BODIES CORPORATE	2	4249294	4249294	22.8672	22.8672	4249294	80.5404
d	FINANCIAL INSTITUTIONS/ BANKS	0	0	0	0.0000	0.0000	0	0.0000
e	ANY OTHER	0	0	0	0.0000	0.0000	0	0.0000
f	DIRECTORS AND THEIR RELATIVES	6	4414054	4414054	23.3357	23.3357	0	0.0000
		6	4414054	4414054	23.3357	23.3357	0	0.0000
	<b>SUB - TOTAL (A)(1)</b>	<b>10</b>	<b>12133303</b>	<b>12133303</b>	<b>63.8298</b>	<b>63.8298</b>	<b>5006237</b>	<b>41.8602</b>
<b>2</b>	<b>FOREIGN</b>							
a	INDIVIDUALS (NON-RESIDENT INDIVIDUALS/ FOREIGN INDIVIDUALS)	0	0	0	0.0000	0.0000	0	0.0000
b	BODIES CORPORATE	0	0	0	0.0000	0.0000	0	0.0000
c	INSTITUTIONS	0	0	0	0.0000	0.0000	0	0.0000
d	QUALIFIED FOREIGN INVESTOR	0	0	0	0.0000	0.0000	0	0.0000
e	ANY OTHER	0	0	0	0.0000	0.0000	0	0.0000
	<b>SUB - TOTAL (A)(2)</b>	<b>0</b>	<b>0</b>	<b>0</b>	<b>0.0000</b>	<b>0.0000</b>	<b>0</b>	<b>0.0000</b>
	<b>TOTAL SHARE HOLDING OF PROMOTER AND PROMOTER GROUP (A) = (A)(1)+(A)(2)</b>	<b>10</b>	<b>12133303</b>	<b>12133303</b>	<b>63.8298</b>	<b>63.8298</b>	<b>5006237</b>	<b>41.8602</b>
<b>B</b>	<b>PUBLIC SHAREHOLDING</b>							
<b>1</b>	<b>INSTITUTIONS</b>							
a	MUTUAL FUNDS/UTI	0	0	0	0.0000	0.0000	NA	NA
b	FINANCIAL INSTITUTIONS/ BANKS	2	13713	13713	0.0721	0.0721	NA	NA
c	CENTRAL GOVERNMENT/ STATE GOVERNMENT(S)	0	0	0	0.0000	0.0000	NA	NA
d	VENTURE CAPITAL FUNDS	0	0	0	0.0000	0.0000	NA	NA
e	INSURANCE COMPANIES	0	0	0	0.0000	0.0000	NA	NA
f	FOREIGN INSTITUTIONAL INVESTORS	0	0	0	0.0000	0.0000	NA	NA
g	FOREIGN VENTURE CAPITAL INVESTORS	0	0	0	0.0000	0.0000	NA	NA
h	QUALIFIED FOREIGN INVESTOR	0	0	0	0.0000	0.0000	NA	NA
i	ANY OTHER	0	0	0	0.0000	0.0000	NA	NA
	<b>SUB - TOTAL (B)(1)</b>	<b>2</b>	<b>13713</b>	<b>13713</b>	<b>0.0721</b>	<b>0.0721</b>	<b>NA</b>	<b>NA</b>
<b>2</b>	<b>NON-INSTITUTIONS</b>							
a	BODIES CORPORATE	419	1040145	1039745	5.4719	5.4719	NA	NA
b	INDIVIDUALS -							
i	INDIVIDUAL SHAREHOLDERS HOLDING NOMINAL SHARE CAPITAL UPTO RS. 1 LAKH	27799	4120273	4119354	21.8755	21.8755	NA	NA
ii	INDIVIDUAL SHAREHOLDERS HOLDING NOMINAL SHARE CAPITAL IN EXCESS OF RS. 1 LAKH	42	1154382	914382	6.0728	6.0728	NA	NA
c	QUALIFIED FOREIGN INVESTOR	0	0	0	0.0000	0.0000	NA	NA
d	ANY OTHER	0	0	0	0.0000	0.0000	NA	NA
e	CLEARING MEMBERS	34	9412	9412	0.0495	0.0495	NA	NA
f	HINDU UNDIVIDED FAMILIES	1768	348736	348736	1.8345	1.8345	NA	NA
g	NON RESIDENT INDIANS	242	188279	188279	0.9904	0.9904	NA	NA
h	TRUSTS	6	650	650	0.0034	0.0034	NA	NA
		2050	547077	547076	2.8780	2.8780	NA	NA
	<b>SUB - TOTAL (B)(2)</b>	<b>30310</b>	<b>6861877</b>	<b>6620557</b>	<b>36.0982</b>	<b>36.0982</b>	<b>NA</b>	<b>NA</b>
	<b>TOTAL PUBLIC SHAREHOLDING (B) = (B)(1)+(B)(2)</b>	<b>30312</b>	<b>6875590</b>	<b>6634270</b>	<b>36.1703</b>	<b>36.1703</b>	<b>NA</b>	<b>NA</b>
	<b>TOTAL (A)+(B)</b>	<b>30322</b>	<b>19008893</b>	<b>18767573</b>	<b>100.0000</b>	<b>100.0000</b>	<b>NA</b>	<b>26.3362</b>
<b>C</b>	<b>SHARES HELD BY CUSTODIANS AND AGAINST WHICH DEPOSITORY RECEIPTS HAVE BEEN ISSUED</b>							
	Promoter and Promoter Group	0	0	0	0.0000	0.0000	NA	NA
	Public	0	0	0	0.0000	0.0000	NA	NA
	<b>TOTAL CUSTODIAN (C)</b>	<b>0</b>	<b>0</b>	<b>0</b>	<b>0.0000</b>	<b>0.0000</b>	<b>NA</b>	<b>NA</b>
	<b>GRAND TOTAL (A)+(B)+(C)</b>	<b>30322</b>	<b>19008893</b>	<b>18767573</b>	<b>100.0000</b>	<b>100.0000</b>	<b>5006237</b>	<b>26.3362</b>



**EMPEE DISTILLERIES LIMITED**


(116) Statement showing holding of securities (including shares, warrants, convertible securities) of persons belonging to the category "Promoter and Promoter Group" - as on 31/03/2024

Sr.No	Name of the shareholder	Details of Shares held		Encumbered shares (A)			Details of warrants		Details of convertible securities		Total shares (including underlying shares assuming full conversion of warrants and convertible securities) as a % of diluted share capital
		No. of Shares held	As a % of grand total (A)+(B)+(C)	No. of Shares held	As a percentage	As a % of grand total (A)+(B)+(C) of sub-clause	Number of warrants held	As a % total number of warrants of the same class	Number of convertible securities held	As a % total number of convertible securities of the same class	
(i)	(ii)	(iii)	(iv)	(v)	(vi) = (v) / (iii) * 100	(vii)	(viii)	(ix)	(x)	(xi)	(xii)
1	EMPEE HOLDINGS LIMITED	4743223	23.0473	4224517	88.7577	22,2897	0	0.0000	0	0.0000	23.0473
2	EMPEE HOLDINGS LTD	438055	2.1201	0	0.0000	0.0000	0	0.0000	0	0.0000	2.1201
3	M P PURUSHOTHAMAN	2037783	10.2201	750425	36.7823	4,1015	0	0.0000	0	0.0000	10.2201
4	M P PURUSHOTHAMAN	20163	0.1010	0	0.0000	0.0000	0	0.0000	0	0.0000	0.1010
5	SHEEJU PURUSHOTHAMAN	1002000	5.2712	0	0.0000	0.0000	0	0.0000	0	0.0000	5.2712
6	SHEENA PURUSHOTHAMAN	1002043	5.2713	0	0.0000	0.0000	0	0.0000	0	0.0000	5.2713
7	NISHA PURUSHOTHAMAN	1002000	5.2712	0	0.0000	0.0000	0	0.0000	0	0.0000	5.2712
8	A K ARUNA	1800000	9.2152	0	0.0000	0.0000	0	0.0000	0	0.0000	9.2152
9	SHAJI PURUSHOTHAMAN	510	0.0032	0	0.0000	0.0000	0	0.0000	0	0.0000	0.0032
10	A K SAJEEVAN	2500	0.0292	0	0.0000	0.0000	0	0.0000	0	0.0000	0.0292
	<b>TOTAL</b>	<b>42433303</b>	<b>100.0000</b>	<b>5008237</b>	<b>41.2602</b>	<b>28,3383</b>	<b>0</b>	<b>0.0000</b>	<b>0</b>	<b>0.0000</b>	<b>63.8295</b>



**EMPEE DISTILLERIES LIMITED****(1)(c)(i) Statement showing holding of securities (including shares, warrants, convertible securities) of persons belonging to the category "Public" and holding more than 1% of the total number of shares - 30-Sep-2014**


Sr.No	Name of the shareholder	No. of Shares held	Shares as a percentage of total number of shares (i.e., Grand Total (A)+(B)+(C) indicated in Statement at para(i)(a) above)	Details of warrants		Details of convertible securities		Total shares (including underlying shares assuming full conversion of warrants and convertible securities) as a % of diluted share capital
				Number of warrants held	As a % total number of warrants of the same class	Number of convertible securities held	% w.r.t total number of convertible securities of the same class	
1	DINESH KUMAR SINGHI	192818	1.0143	0	0.0000	0	0.0000	1.0143
	<b>TOTAL</b>	<b>192818</b>	<b>1.0143</b>	<b>0</b>	<b>0.0000</b>	<b>0</b>	<b>0.0000</b>	<b>1.0143</b>



**EMPEE DISTILLERIES LIMITED**

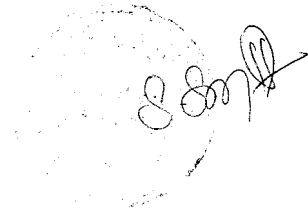
(1)(c)(ii) Statement showing holding of securities (including shares, warrants, convertible securities) of persons (together with PAC) belonging to the category "Public" and holding more than 1% of the total number of shares of the company - 31.03.2014

Sr.No	Name(s) of the shareholder(s) and the Persons acting in Concert (PAC) with them	No. of Shares held	Shares as a percentage of total number of shares (i.e., Grand Total (A)+(B)+(C) Indicated in Statement at para(i)(a)	Details of warrants		Details of convertible securities		Total shares (including underlying shares assuming full conversion of warrants and convertible securities) as a % of diluted
				Number of warrants held	As a % total number of warrants of the same class	Number of convertible securities held	% w.r.t total number of convertible securities of the same class	
	NIL							




**EMPEE DISTILLERIES LIMITED****(I)(d) Statement Showing Details of Locked-In Shares - 30-Sep-2014**

Sr.No	Name of the shareholder	Number of Locked In Shares	Locked-In Shares As A % Of Total Number of Shares (i.e., Grand Total (A)+(B)+(C) Indicaetd in Statement at Para (I)(a) Above)	Promoter / Promoter Group / Public
	NIL			

A handwritten signature in black ink is written over a faint circular stamp. The signature is cursive and appears to be 'S. S. S. S.'. The stamp is mostly illegible but seems to contain some text or a logo.

<b>EMPEE DISTILLERIES LIMITED</b>				
<b>(II)(a) Statement Showing Details of Depository Receipts (DRs) - 30-Sep-2014</b>				
<b>Sr.No</b>	<b>Type of Outstanding DR (ADRs, GDRs, SDRs, etc.)</b>	<b>Number of Outstanding DRs</b>	<b>Number of Shares Underlying Outstanding DRs</b>	<b>Shares Underlying Outstanding DRs As A % OF Total Number of Shares (i.e., Grand Total (A)+(B)+(C) Indicated in Statement at Para (I)(a) Above}</b>
	NIL			







## EMPEE DISTILLERIES LIMITED

(III)(a) Statement showing the Voting Pattern of Shareholders, if more than one class of Shares / Securities is issued by the Issuer. - 30-Sep-2014

Sr.No	Category of Share Holder	Number of Voting Rights Held in each class of Securities			Total Voting Rights (III+IV+V)	Total Voting Rights i.e.(VI)	
		CLASS X (III)	CLASS Y (IV)	CLASS Z (V)		AS A % OF (A+B) (VII)	AS A % OF (A+B+C) (VIII)
(A)	PROMOTER AND PROMOTER GROUP						
(1)	INDIAN						
(a)	INDIVIDUALS/HINDU UNDIVIDED FAMILY						
(b)	CENTRAL GOVERNMENT / STATE GOVERNMENT(S)						
(c)	BODIES CORPORATE						
(d)	FINANCIAL INSTITUTIONS / BANKS						
(e)	ANY OTHER (SPECIFY)						
	SUB-TOTAL (A)(1)						
(2)	FOREIGN						
	INDIVIDUALS (NON-RESIDENT)						
(a)	INDIVIDUALS / FOREIGN INDIVIDUALS						
(b)	BODIES CORPORATE						
(c)	INSTITUTIONS						
(d)	ANY OTHER						
	SUB-TOTAL (A)(2)						
	TOTAL SHAREHOLDING OF PROMOTER AND PROMOTER GROUP (A)=(A)(1)+(A)(2)						
(B)	PUBLIC SHAREHOLDING						
(1)	INSTITUTIONS						
(a)	MUTUAL FUNDS / UTI						
(b)	FINANCIAL INSTITUTIONS / BANKS						
(c)	CENTRAL GOVERNMENT / STATE GOVERNMENT(S)						
(d)	VENTURE CAPITAL FUNDS						
(e)	INSURANCE COMPANIES						
(f)	FOREIGN INSTITUTIONAL INVESTORS						
(g)	FOREIGN VENTURE CAPITAL INVESTORS						
(h)	ANY OTHER (SPECIFY)						
	SUB-TOTAL (B)(1)						
(2)	NON-INSTITUTIONS						
(a)	BODIES CORPORATE						
	INDIVIDUALS -						
	I. INDIVIDUAL SHAREHOLDERS HOLDING NOMINAL SHARECAPITAL UP TO RS. 1 LAKH						
(b)	II. INDIVIDUAL SHAREHOLDERS HOLDING NOMINAL SHARECAPITAL IN EXCESS OF RS. 1 LAKH						
(c)	ANY OTHER (SPECIFY)						
	SUB-TOTAL (B)(2)						
	TOTAL PUBLIC SHAREHOLDING (B)=(B)(1)+(B)(2)						
(2)	TOTAL (A)+(B)						
(C)	SHARES HELD BY CUSTODIANS AND AGAINST WHICH DEPOSITORY RECEIPTS HAVE BEEN ISSUED						
	GRAND TOTAL (A)+(B)+(C)						

